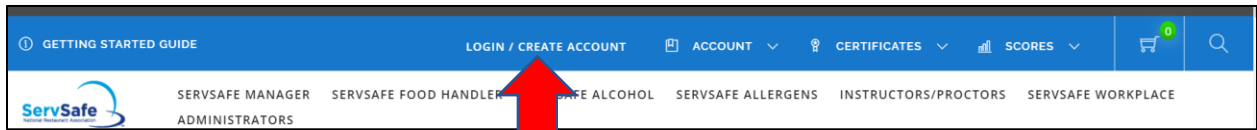


How to Take the ServSafe Online Manager Course

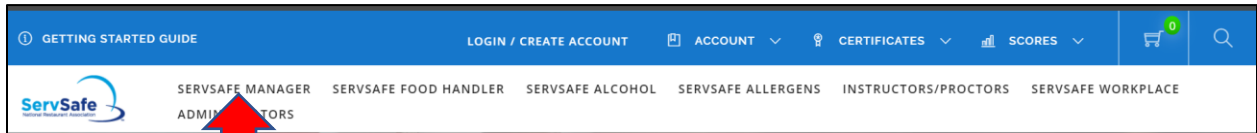


Go to **ServSafe.com**


Login to your ServSafe profile or create a profile



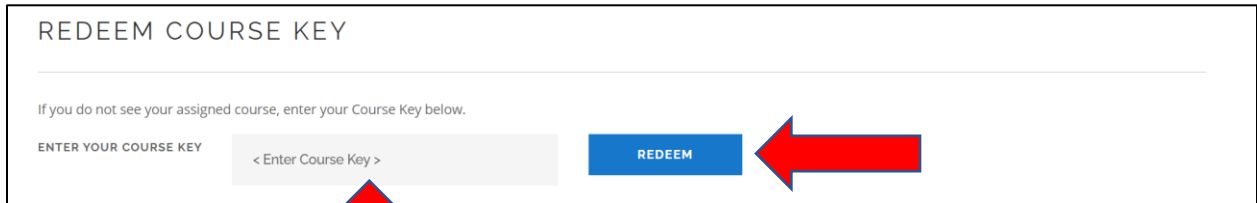
Click **ServSafe Manager**




Click **Take Online Course**



Copy & Paste in your **course key code** in the box and click **Redeem**




Click on the box of the **language** you would like to take the course in (English or Spanish)



How to Take the ServSafe Online Manager Course



Click the **Forward Arrow**



Course will Launch

If you need assistance, contact the Service Center at (800) 765-2122 or ServiceCenter@restaurant.org.